











**GENERAL NOTES**


1. TM Design Parameters are shown in N4-TMP-37 Information Sheet.
2. All Traffic Management will comply with The Department of Transport, Traffic Signs Manual (TSM) 2019 Chapter 8.
3. All signs will be in accordance with TSM Chapter 8 section 8.3 Elements of TTM.
4. Any reference to a diagram is the relevant prescribed sign number in Section 8.3 Equipment for Temporary Measures or other relevant chapters of the Traffic Signs Manual (TSM).
5. Minimum clear visibility to first sign is 50m for Level 1 (iii) & 60m for Level 1 (iv)
6. Site Access Sign WK052 to be used at Site Access points.
7. All signs (600mm), cones (750mm) and min lane widths (3.0m) to be spaced in accordance with Tables 8.2.2.4 & 8.2.2.5 of the TSM.
8. VMS signs to be in accordance with section 8.3.4 of the TSM. Wording of message to be agreed with ER and SCC prior to installation.

**Sign Legend:**

 x 1 WK 090	 x 3 WK 091
 x 2 WK 091	 x 5 WK 091
 x 1 WK 092	 x 1 RUS 012
 x 2	 x 2

 Diversion route

REV	DATE	BY	DESCRIPTION
-	05/05/2020	E6C	ISSUED FOR APPROVAL



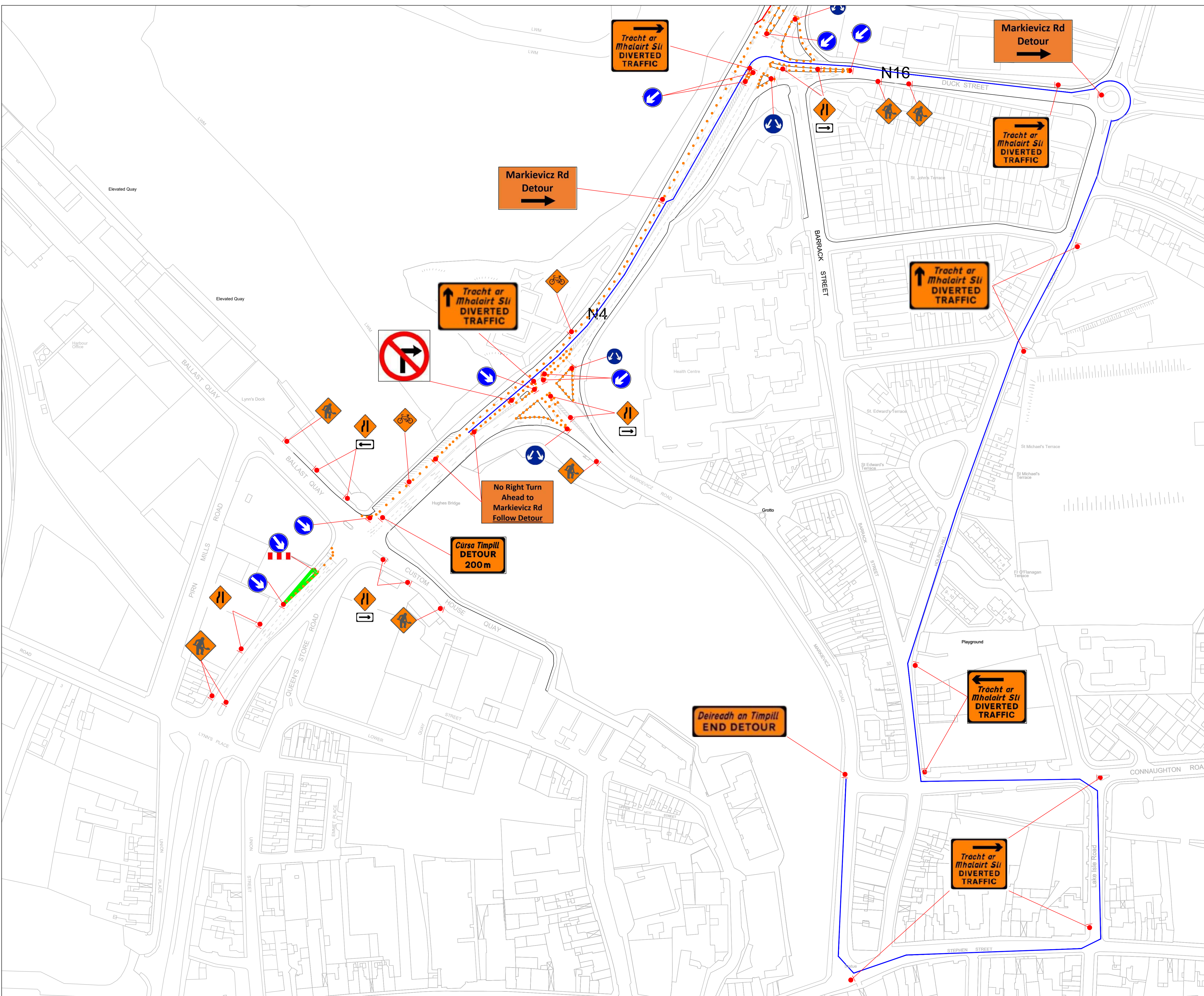
**FOX BUILDING & ENGINEERING Ltd.**  
 250 Drumnakilly Rd, Omagh, Co. Tyrone, BT79 9PU  
 Tel: 02880 761944 Fax: 02880 761954  
 E-Mail: info@fox-contracts.com

PROJECT: **N4-N15 Sligo Urban Improvement**

TITLE: **Traffic Management Layout  
 N4 Northbound  
 Markievicz Road Diversion  
 Sheet 01 of 02**

DRAWING NO: **N4-TML-37-01** REV: -

SCALE: Not to scale  
 DRAWN BY: CMG  
 CHECKED BY: EOC  
 DATE: 05/05/2020



1. TM Design Parameters are shown in N4-TMP-37 Information Sheet.
2. All Traffic Management will comply with The Department of Transport, Traffic Signs Manual (TSM) 2019 Chapter 8.
3. All signs will be in accordance with TSM Chapter 8 section 8.3 Elements of TTM.
4. Any reference to a diagram is the relevant prescribed sign number in Section 8.3 Equipment for Temporary Measures or other relevant chapters of the Traffic Signs Manual (TSM).
5. Minimum clear visibility to first sign is 50m for Level 1 (iii) & 60m for Level 1 (iv)
6. Site Access Sign WK052 to be used at Site Access points.
7. All signs (600mm), cones (750mm) and min lane widths (3.0m) to be spaced in accordance with Tables 8.2.2.4 & 8.2.2.5 of the TSM.
8. VMS signs to be in accordance with section 8.3.4 of the TSM. Wording of message to be agreed with ER and SCC prior to installation.
9. TTM Layout on the N4 and N15 are indicative only, please refer to TMP-26, TMP-27, TMP-31, TMP-32 or TMP-33 for Traffic Management Layout in place on the N4/N5.

**Legend:**

- Works area
- Longitudinal safety zone
- Taper
- Diversion Route
- Water filled barrier

REV	DATE	BY	DESCRIPTION
-	05/05/2020	E6C	ISSUED FOR APPROVAL



FOX BUILDING & ENGINEERING Ltd.  
 250 Drumnakilly Rd, Omagh, Co. Tyrone, BT79 9PU  
 Tel: 02880 761944 Fax: 02880 761954  
 E-Mail: info@fox-contracts.com

PROJECT: **N4-N15 Sligo Urban Improvement**

TITLE: **Traffic Management Layout N4 Northbound Markievicz Road Diversion Sheet 02 of 02**

DRAWING NO: **N4-TML-37-02** REV: -

SCALE: Not to scale  
 DRAWN BY: CMG  
 CHECKED BY: EOC  
 DATE: 05/05/2020